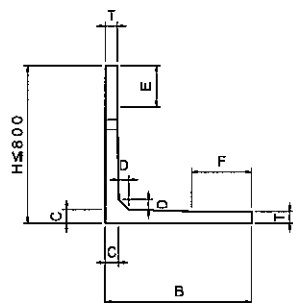
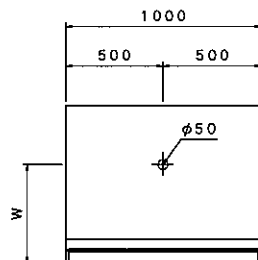


ミルウォール (Sタイプ L=1.0m)

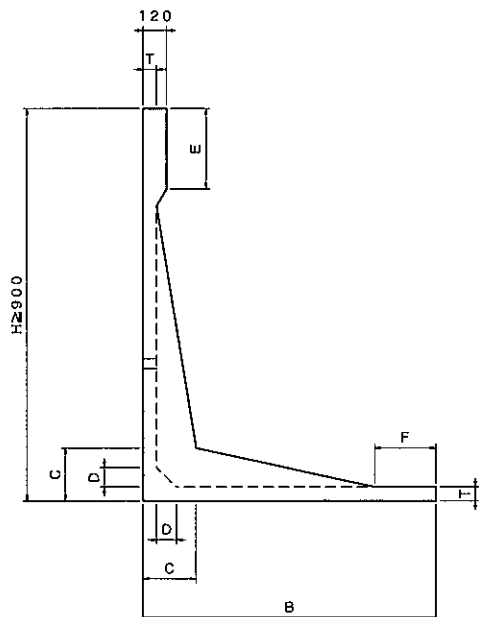
側面図



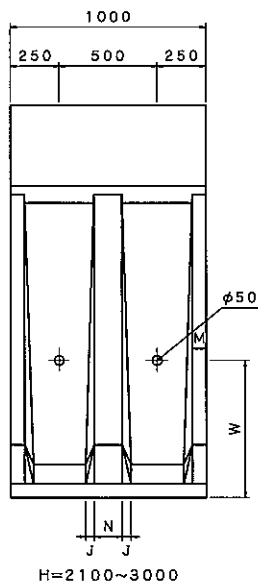
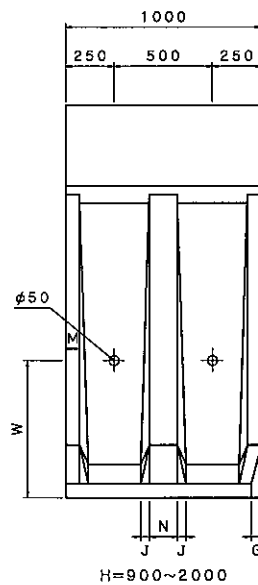
背面図



側面図



背面図



Sタイプ
寸法表 (単位: mm)

H	B	C	D	T	G	E	F	M	N	J	W	参考重量 (kg)
500						-						179
600	700				21	10	260					193
700		70				110		-	-	-	300	206
750					23	160	310					223
800	750					210						230
900				60	26	10	160					295
1000	850		50			110						323
1100		160				210						372
1200	1000				31	310	310	60	120	30	500	401
1250						360						417
1300	1100				35	110	160					481
1400		215		65		210						508
1500	1150				36	310	210					544
1600						10						683
1700	1300		100		41	110	110					712
1750		270		70		160					700	726
1800						210						771
1900	1500				48	310	310					799
2000						410		70	140	40		833
2100						10						1076
2200						110						1104
2250	1650					160	160				800	1117
2300		350				210						1132
2400						310	310					1187
2500	1800		150	80		410						1215
2600						10						1466
2700	1950					110	160					1514
2750		410				160		75	150	60	1200	1528
2800						210						1543
2900						310	310					1601
3000	2100					410						1667